

NUMBERED KEY CANVASS

RUN DATE:11/19/14 05:07 PM

Umatilla County, Oregon
General Election
November 4, 2014

Final Certified Results

REPORT-EL52

PAGE 0007

VOTES PERCENT

VOTES PERCENT

Governor

Vote for 1

01 = Dennis Richardson (REP)
 02 = Chris Henry (PRO)
 03 = Aaron Auer (CON)
 04 = John Kitzhaber (DEM)
 05 = Paul Grad (LBT)

12,337 65.46
 114 .60
 312 1.66
 5,517 29.27
 303 1.61

06 = Jason Levin (PAC)
 07 = WRITE-IN
 08 = OVER VOTES
 09 = UNDER VOTES

220 1.17
 45 .24
 2
 726

	01	02	03	04	05	06	07	08	09
0101 101	225	1	16	63	4	1	0	0	12
0102 102	405	4	23	224	17	8	1	0	34
0103 103	580	5	7	163	11	2	1	0	34
0104 104	661	3	18	210	9	6	1	0	17
0105 105	430	5	14	174	19	7	1	0	27
0106 106	469	1	8	174	14	6	0	0	31
0107 107	212	1	1	83	3	4	4	0	10
0108 108	126	0	0	39	2	4	0	0	9
0109 109	123	0	2	29	1	2	0	0	6
0110 110	502	3	10	141	7	4	2	0	21
0111 111	514	5	11	343	9	14	2	0	40
0112 112	66	1	0	23	0	0	0	0	0
0113 113	298	3	10	108	10	4	2	0	13
0114 114	219	1	1	36	4	2	0	0	6
0115 115	129	1	3	41	3	0	0	0	8
0116 116	63	2	1	36	1	1	0	0	3
0117 117	66	0	2	17	1	1	0	0	2
0119 119	85	0	1	25	2	0	2	0	1
0120 120	543	2	4	144	8	8	0	0	23
0121 121	226	2	8	58	6	2	0	0	9
0123 123	297	4	3	96	2	2	1	0	7
0124 124	412	2	7	132	3	1	1	0	15
0125 125	270	0	6	79	4	4	0	0	9
0126 126	393	4	10	219	5	7	2	0	28
0127 127	222	2	2	98	4	3	2	0	14
0128 128	539	10	13	258	11	17	2	1	45
0129 129	281	7	11	180	7	11	1	0	24
0130 130	576	8	14	267	20	14	1	0	34
0131 131	147	5	7	83	10	1	1	0	12
0132 132	325	2	7	154	6	10	0	0	7
0133 133	223	4	6	120	7	5	0	0	11
0136 136	343	3	10	178	23	13	6	0	24
0137 137	375	7	15	269	21	13	3	0	36
0138 138	425	2	15	261	12	11	1	0	30
0139 139	411	1	14	318	11	8	5	1	35
0141 141	494	3	10	253	15	8	1	0	34
0142 142	279	1	8	166	2	4	1	0	28
0143 143	383	9	14	255	9	12	1	0	27

RECEIVED
 2014 NOV 20 AM 9 08
 KATE BROWN
 SECRETARY OF THE STATE

I certify that the votes recorded on this abstract correctly summarize the tally of votes cast in the General Election held on 4th day of November 2014.

Kim A. Lindell
 Kim Lindell, Umatilla County Elections Manager

NUMBERED KEY CANVASS

RUN DATE:11/19/14 05:07 PM

Umatilla County, Oregon
General Election
November 4, 2014

Final Certified Results

REPORT-EL52 PAGE 0006

US Representative, 2nd District

Vote for 1

01 = Aalea Christofferson (DEM)

02 = Sharon L Durbin (LBT)

03 = Greg Walden (REP)

VOTES PERCENT

3,766 20.04 04 = WRITE-IN
728 3.87 05 = OVER VOTES
14,260 75.87 06 = UNDER VOTES

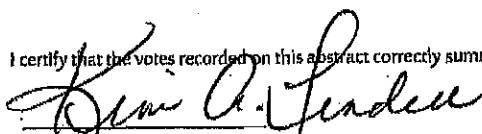
VOTES PERCENT

41 .22
2
779

	01	02	03	04	05	06
0101 101	58	12	234	2	0	16
0102 102	183	42	453	0	0	38
0103 103	101	16	658	3	0	25
0104 104	166	33	696	3	0	28
0105 105	130	25	494	0	0	28
0106 106	109	34	529	1	1	29
0107 107	41	13	250	1	0	13
0108 108	8	6	157	0	0	9
0109 109	20	2	137	0	0	4
0110 110	95	14	562	2	0	17
0111 111	239	27	628	1	0	43
0112 112	12	4	73	0	0	1
0113 113	65	15	352	2	0	14
0114 114	31	12	224	1	0	1
0115 115	26	7	145	0	0	7
0116 116	26	6	70	0	0	5
0117 117	19	6	60	2	0	2
0119 119	24	4	85	0	0	3
0120 120	85	28	594	0	1	24
0121 121	36	12	249	1	0	13
0123 123	76	11	316	0	0	9
0124 124	60	8	483	1	0	21
0125 125	59	12	290	0	0	11
0126 126	162	15	466	2	0	23
0127 127	66	9	259	1	0	12
0128 128	205	32	619	1	0	39
0129 129	119	25	344	4	0	30
0130 130	167	39	685	2	0	41
0131 131	54	15	181	1	0	15
0132 132	107	20	371	1	0	12
0133 133	88	17	259	0	0	12
0136 136	139	43	391	1	0	26
0137 137	190	47	456	3	0	43
0138 138	179	30	512	2	0	34
0139 139	216	26	528	0	0	34
0141 141	154	25	606	1	0	32
0142 142	92	6	358	0	0	33
0143 143	159	30	487	2	0	32

RECEIVED
2014 NOV 20 AM 9 08
KATE BROWN
SECRETARY OF THE STATE

I certify that the votes recorded on this abstract correctly summarize the tally of votes cast in the General Election held on 4th day of November 2014.


Kim Lindell, Umatilla County Elections Manager

NUMBERED KEY CANVASS

RUN DATE:11/19/14 05:07 PM

Umatilla County, Oregon
General Election
November 4, 2014

Final Certified Results

REPORT-EL52

PAGE 0005

US Senator

Vote for 1

01 = Mike Montchalin (LBT)
02 = Jeff Merkley (DEM)
03 = Christina Jean Lugo (PAC)
04 = James E Leuenberger (CON)

VOTES PERCENT


638 3.41 05 = Monica Wehby (REP)
6,655 35.59 06 = WRITE-IN
265 1.42 07 = OVER VOTES
412 2.20 08 = UNDER VOTES

VOTES PERCENT

10,676 57.10
52 .28
8
870

	01	02	03	04	05	06	07	08
0101 101	15	82	9	8	189	1	0	18
0102 102	29	257	19	25	349	1	0	36
0103 103	15	203	2	19	533	2	1	28
0104 104	25	268	6	31	556	0	0	39
0105 105	26	215	8	22	377	1	0	28
0106 106	23	205	13	15	414	0	1	32
0107 107	6	85	7	2	203	4	0	11
0108 108	6	47	1	1	112	0	0	13
0109 109	3	35	1	1	117	0	0	6
0110 110	19	200	4	7	435	2	1	22
0111 111	24	407	14	12	438	2	0	41
0112 112	2	22	1	0	63	0	0	2
0113 113	10	127	7	14	266	2	0	22
0114 114	5	57	7	6	192	0	0	2
0115 115	8	51	0	3	114	0	0	9
0116 116	0	46	0	0	55	0	0	6
0117 117	3	24	1	3	56	1	0	1
0119 119	2	29	1	0	81	0	0	3
0120 120	21	170	9	16	485	1	0	30
0121 121	7	83	3	8	198	0	0	12
0123 123	11	118	1	7	263	0	0	12
0124 124	11	164	3	8	364	3	0	20
0125 125	13	95	3	5	244	0	0	12
0126 126	11	266	12	14	332	1	1	31
0127 127	8	141	2	5	172	0	0	19
0128 128	29	331	17	26	442	1	1	49
0129 129	12	212	17	13	241	1	1	25
0130 130	34	315	9	19	500	4	0	53
0131 131	6	91	4	11	139	2	0	13
0132 132	13	178	9	9	282	2	1	17
0133 133	14	133	11	7	202	0	0	9
0136 136	45	213	10	18	278	5	0	31
0137 137	51	324	19	17	284	1	0	43
0138 138	33	307	10	11	366	2	1	27
0139 139	23	363	6	13	358	4	0	37
0141 141	41	301	12	17	409	3	0	35
0142 142	13	187	3	4	242	3	0	37
0143 143	21	303	4	15	325	3	0	39

I certify that the votes recorded on this abstract correctly summarize the tally of votes cast in the General Election held on 4th day of November 2014.


Kim Lindell, Umatilla County Elections Manager

NUMBERED KEY CANVASS

RUN DATE: 11/19/14 05:07 PM

Umatilla County Oregon
General Election
November 4, 2014

Final Certified Results

REPORT-EL52

PAGE 0007

Governor

Vote for 1

- 01 = Dennis Richardson (REP)
- 02 = Chris Henry (PRO)
- 03 = Aaron Auer (CON)
- 04 = John Kitzhaber (DEM)
- 05 = Paul Grad (LBT)

VOTES PERCENT

VOTES PERCENT

12,337 68.94
114 .64
312 1.74
9,517 52.27
303 1.64
06 = Jason Levin (PAC)
07 = WRITE-IN
08 = OVER VOTES
09 = UNDER VOTES

220 1.17
45 .24
2
726

	01	02	03	04	05	06	07	08	09
0101 101	225	1	16	63	1	1	0	0	12
0102 102	405	4	22	224	1	8	1	0	34
0103 103	580	5	7	163	1	2	1	0	34
0104 104	661	3	18	210	1	6	1	0	17
0105 105	430	5	18	174	1	7	1	0	27
0106 106	469	1	8	174	1	6	0	0	31
0107 107	232	1	1	83	1	4	4	0	10
0108 108	126	0	0	39	1	4	0	0	9
0109 109	123	0	2	29	1	2	0	0	6
0110 110	502	3	10	141	1	4	2	0	21
0111 111	514	5	11	343	1	14	2	0	40
0112 112	66	1	0	23	1	0	0	0	0
0113 113	298	3	10	108	1	4	2	0	13
0114 114	219	1	1	36	1	2	0	0	6
0115 115	129	1	3	41	1	0	0	0	8
0116 116	63	2	1	36	1	1	0	0	3
0117 117	66	0	2	17	1	1	0	0	2
0119 119	86	0	1	25	1	0	2	0	1
0120 120	543	2	4	144	1	8	0	0	23
0121 121	226	2	8	58	1	2	0	0	9
0123 123	297	4	3	96	1	2	1	0	7
0124 124	412	2	7	132	1	1	1	0	15
0125 125	270	0	6	79	1	4	0	0	9
0126 126	393	4	10	219	1	7	2	0	28
0127 127	222	2	2	98	1	3	2	0	14
0128 128	539	10	13	258	1	17	2	1	45
0129 129	281	7	11	180	1	11	1	0	24
0130 130	576	8	14	267	1	14	1	0	34
0131 131	147	5	7	83	1	1	1	0	12
0132 132	325	2	7	154	1	10	0	0	7
0133 133	223	4	6	120	1	5	0	0	11
0136 136	343	3	18	176	1	13	6	0	24
0137 137	375	7	15	269	1	13	3	0	36
0138 138	425	2	15	261	1	11	1	0	30
0139 139	411	1	14	316	1	8	5	1	35
0141 141	494	3	19	253	1	8	1	0	34
0142 142	279	1	8	166	1	4	1	0	28
0143 143	383	9	14	255	1	12	1	0	27

I hereby certify the votes recorded on this document correctly summarize the tally of votes for the General Election held on 4th day of November 2014.

Kim A. Lindell
Kim Lindell, Umatilla County Elections Manager

NUMBERED KEY CANVASS

RUN DATE:11/19/14 05:07 PM

Umatilla County, Oregon
General Election
November 4, 2014

Final Certified Results

REPORT-EL52 PAGE 0008

State Representative, 57th District

Vote for 1

01 = Greg Smith (REP)

02 = WRITE-IN

VOTES PERCENT


7,745 98.15 03 = OVER VOTES
146 1.85 04 = UNDER VOTES

VOTES PERCENT

1
1,790

	01	02	03	04
0101 101	230	2	0	90
0102 102	548	19	0	149
0103 103	633	6	0	124
0104 104	751	16	0	158
0105 105	529	13	0	135
0106 106	561	7	1	98
0107 107	7	0	0	5
0108 108	58	1	0	10
0115 115	8	0	0	3
0119 119	90	2	0	24
0120 120	538	11	0	117
0121 121	59	2	0	23
0123 123	86	0	0	15
0124 124	25	0	0	7
0126 126	539	11	0	118
0127 127	275	5	0	67
0128 128	722	14	0	160
0129 129	414	5	0	103
0130 130	759	16	0	159
0131 131	206	5	0	55
0132 132	403	6	0	102
0133 133	303	5	0	68

I certify that the votes recorded on this abstract correctly summarize the tally of votes cast in the General Election held on 4th day of November 2014.


Kim Lindell, Umatilla County Elections Manager

NUMBERED KEY CANVASS

RUN DATE:11/19/14 05:07 PM

Umatilla County, Oregon
General Election
November 4, 2014

Final Certified Results

REPORT-EL52

PAGE 0009

State Representative, 58th District

Vote for 1

01 = Heidi Van Schoonhoven (DEM)

02 = Greg Barreto (REP)

03 = WRITE-IN

VOTES PERCENT

2,522 27.40
6,303 68.49
378 4.11

04 = OVER VOTES
05 = UNDER VOTES

VOTES PERCENT

1
690

	01	02	03	04	05
0103 103	2	35	0	0	3
0106 106	3	32	0	0	1
0107 107	62	220	3	0	21
0108 108	21	79	1	0	10
0109 109	20	131	5	0	7
0110 110	119	503	34	0	34
0111 111	307	544	23	1	63
0112 112	23	65	0	0	2
0113 113	103	308	1	0	36
0114 114	42	213	8	0	6
0115 115	37	122	5	0	10
0116 116	40	60	2	0	5
0117 117	23	59	0	0	7
0120 120	12	48	0	0	6
0121 121	32	175	1	0	19
0123 123	64	220	3	0	24
0124 124	91	413	8	0	28
0125 125	81	263	6	0	22
0136 136	169	366	21	0	44
0137 137	253	387	26	0	73
0138 138	230	424	48	0	55
0139 139	230	421	96	0	57
0141 141	198	516	47	0	57
0142 142	135	300	12	0	42
0143 143	225	399	28	0	58

I certify that the votes recorded on this abstract correctly summarize the tally of votes cast in the General Election held on 4th day of November 2014.

Kim Lindell, Umatilla County Elections Manager

NUMBERED KEY CANVASS

RUN DATE:11/19/14 05:07 PM

Umatilla County, Oregon
General Election
November 4, 2014

Final Certified Results

REPORT-EL52 PAGE 0040

State Measure 86

Vote for 1

01 = Yes

02 = No

VOTES PERCENT

5,416 28.93
13,308 71.07


03 = OVER VOTES
04 = UNDER VOTES

VOTES PERCENT

0
852

	01	02	03	04
0101 101	64	247	0	11
0102 102	223	468	0	25
0103 103	153	617	0	33
0104 104	197	699	0	29
0105 105	156	502	0	19
0106 106	164	515	0	24
0107 107	76	221	0	21
0108 108	45	121	0	14
0109 109	28	125	0	10
0110 110	152	515	0	23
0111 111	324	573	0	41
0112 112	13	75	0	2
0113 113	102	328	0	18
0114 114	44	217	0	8
0115 115	35	142	0	8
0116 116	24	73	0	10
0117 117	18	71	0	0
0119 119	26	85	0	5
0120 120	143	557	0	32
0121 121	67	226	0	18
0123 123	86	311	0	15
0124 124	110	447	0	16
0125 125	85	270	0	17
0126 126	212	427	0	29
0127 127	99	231	0	17
0128 128	261	598	0	37
0129 129	171	327	0	24
0130 130	279	613	0	42
0131 131	91	161	0	14
0132 132	142	349	0	20
0133 133	104	249	0	23
0136 136	185	377	0	38
0137 137	292	417	0	30
0138 138	273	439	0	45
0139 139	322	452	0	30
0141 141	257	512	0	49
0142 142	151	312	0	26
0143 143	242	439	0	29

I certify that the votes recorded on this abstract correctly summarize the tally of votes cast in the General Election held on 4th day of November 2014.


Kim Lindell, Umatilla County Elections Manager

NUMBERED KEY CANVASS

RUN DATE:11/19/14 05:07 PM

Umatilla County, Oregon
General Election
November 4, 2014

Final Certified Results

REPORT-EL52 PAGE 0041

State Measure 87

Vote for 1

01 = Yes

02 = No

VOTES PERCENT

8,873 47.61
9,762 52.39


03 = OVER VOTES
04 = UNDER VOTES

VOTES PERCENT

1
940

	01	02	03	04
0101 101	144	166	0	12
0102 102	337	351	0	28
0103 103	343	411	0	49
0104 104	412	482	0	31
0105 105	290	358	0	29
0106 106	292	383	0	28
0107 107	143	159	0	16
0108 108	83	88	0	9
0109 109	54	97	0	12
0110 110	294	373	0	23
0111 111	446	453	0	39
0112 112	20	69	0	1
0113 113	176	242	0	30
0114 114	94	163	0	12
0115 115	78	97	0	10
0116 116	46	56	0	5
0117 117	35	52	0	2
0119 119	50	63	0	3
0120 120	263	430	0	39
0121 121	117	173	0	21
0123 123	152	240	0	20
0124 124	249	302	0	22
0125 125	152	205	0	15
0126 126	317	313	0	38
0127 127	173	156	0	18
0128 128	470	381	0	45
0129 129	287	210	0	25
0130 130	467	414	0	53
0131 131	119	133	0	14
0132 132	227	267	0	17
0133 133	154	183	0	29
0136 136	273	298	0	29
0137 137	349	350	0	40
0138 138	369	346	0	42
0139 139	399	369	0	36
0141 141	409	370	1	38
0142 142	232	229	0	28
0143 143	348	330	0	32

I certify that the votes recorded on this abstract correctly summarize the tally of votes cast in the General Election held on 4th day of November 2014.


Kim Lindell, Umatilla County Elections Manager

NUMBERED KEY CANVASS

RUN DATE:11/19/14 05:07 PM

Umatilla County, Oregon
General Election
November 4, 2014

Final Certified Results

REPORT-EL52 PAGE 0042

State Measure 88

Vote for 1

01 = Yes

02 = No

VOTES PERCENT

3,831 19.89
15,428 80.11


03 = OVER VOTES
04 = UNDER VOTES

VOTES PERCENT

7
310

	01	02	03	04
0101 101	40	277	0	5
0102 102	169	538	0	9
0103 103	140	658	0	5
0104 104	138	779	1	7
0105 105	138	528	0	11
0106 106	103	588	1	11
0107 107	56	253	0	9
0108 108	24	153	0	3
0109 109	13	146	0	4
0110 110	104	577	0	9
0111 111	177	748	0	13
0112 112	11	77	0	2
0113 113	39	403	0	6
0114 114	27	237	0	5
0115 115	21	162	0	2
0116 116	23	84	0	0
0117 117	9	80	0	0
0119 119	20	95	0	1
0120 120	108	606	0	18
0121 121	55	251	0	5
0123 123	86	319	1	6
0124 124	78	489	0	6
0125 125	48	320	0	4
0126 126	154	498	1	15
0127 127	85	259	0	3
0128 128	186	698	0	12
0129 129	139	376	0	7
0130 130	221	701	0	12
0131 131	67	191	0	8
0132 132	93	409	0	9
0133 133	82	285	0	9
0136 136	119	467	1	13
0137 137	187	537	0	15
0138 138	196	544	0	17
0139 139	265	524	1	14
0141 141	165	644	0	9
0142 142	99	378	0	12
0143 143	146	549	1	14

I certify that the votes recorded on this abstract correctly summarize the tally of votes cast in the General Election held on 4th day of November 2014.


Kim Lindell, Umatilla County Elections Manager

NUMBERED KEY CANVASS
RUN DATE: 11/19/14 05:07 PM

Umatilla County, Oregon
General Election
November 4, 2014

Final Certified Results

REPORT-EL52 PAGE 0043

State Measure 89

Vote for: 1

01 = Yes

02 = No

VOTES PERCENT

VOTES PERCENT

9,341 50.26 03 = OVER VOTES
9,243 49.74 04 = UNDER VOTES

0
992

	01	02	03	04
0101 101	137	172	0	13
0102 102	378	316	0	22
0103 103	301	455	0	47
0104 104	403	487	0	35
0105 105	302	336	0	39
0106 106	284	389	0	30
0107 107	135	164	0	19
0108 108	79	86	0	15
0109 109	58	96	0	9
0110 110	274	381	0	35
0111 111	481	415	0	42
0112 112	39	45	0	6
0113 113	191	233	0	24
0114 114	101	152	0	16
0115 115	82	86	0	17
0116 116	56	42	0	9
0117 117	34	55	0	0
0119 119	45	61	0	10
0120 120	312	372	0	48
0121 121	152	140	0	19
0123 123	193	200	0	19
0124 124	242	306	0	25
0125 125	167	194	0	11
0126 126	325	314	0	29
0127 127	171	158	0	18
0128 128	449	408	0	39
0129 129	268	215	0	39
0130 130	471	408	0	55
0131 131	148	102	0	16
0132 132	260	233	0	18
0133 133	211	149	0	16
0136 136	309	265	0	26
0137 137	418	281	0	40
0138 138	386	337	0	34
0139 139	440	326	0	38
0141 141	402	368	0	48
0142 142	237	214	0	38
0143 143	400	282	0	28

I certify that the votes recorded on this abstract correctly summarize the tally of votes cast in the General Election held on 4th day of November 2014.

Kim Lindell, Umatilla County Elections Manager

NUMBERED KEY CANVASS

RUN DATE:11/19/14 05:07 PM

Umatilla County, Oregon
General Election
November 4, 2014

Final Certified Results

REPORT-EL52 PAGE 0044

State Measure 90

Vote for 1

01 = Yes

02 = No

VOTES PERCENT

5,186 27.87
13,420 72.13

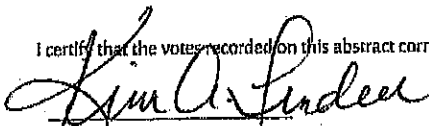
03 = OVER VOTES
04 = UNDER VOTES

VOTES PERCENT

4
966

	01	02	03	04
0101 101	89	225	0	8
0102 102	204	480	0	32
0103 103	184	583	0	36
0104 104	183	701	0	41
0105 105	165	476	0	36
0106 106	156	506	0	41
0107 107	88	217	0	13
0108 108	43	123	1	13
0109 109	35	120	0	8
0110 110	160	513	0	17
0111 111	264	637	1	36
0112 112	20	67	0	3
0113 113	108	311	0	29
0114 114	60	196	0	13
0115 115	46	126	0	13
0116 116	20	80	0	7
0117 117	32	57	0	0
0119 119	28	81	0	7
0120 120	160	531	0	41
0121 121	77	219	0	15
0123 123	77	318	0	17
0124 124	164	381	0	28
0125 125	100	260	0	12
0126 126	200	429	1	38
0127 127	98	235	0	14
0128 128	232	615	0	49
0129 129	146	341	0	35
0130 130	252	625	0	57
0131 131	58	186	0	22
0132 132	132	359	0	20
0133 133	92	262	1	21
0136 136	180	381	0	39
0137 137	243	464	0	32
0138 138	238	488	0	31
0139 139	276	490	0	38
0141 141	206	574	0	39
0142 142	163	296	0	30
0143 143	208	467	0	35

I certify that the votes recorded on this abstract correctly summarize the tally of votes cast in the General Election held on 4th day of November 2014.


Kim Lindell, Umatilla County Elections Manager

NUMBERED KEY CANVASS

RUN DATE:11/19/14 05:07 PM

Umatilla County, Oregon
General Election
November 4, 2014

Final Certified Results

REPORT-EL52 PAGE 0045

State Measure 91

Vote for 1

01 = Yes

02 = No

VOTES PERCENT

VOTES PERCENT

7,181 37.20 03 = OVER VOTES
12,122 62.80 04 = UNDER VOTES

0
273

	01	02	03	04
0101 101	99	219	0	4
0102 102	285	417	0	14
0103 103	223	573	0	7
0104 104	278	637	0	10
0105 105	234	431	0	12
0106 106	236	451	0	16
0107 107	111	201	0	6
0108 108	48	130	0	2
0109 109	48	113	0	2
0110 110	211	474	0	5
0111 111	383	545	0	10
0112 112	26	62	0	2
0113 113	148	289	0	11
0114 114	61	204	0	4
0115 115	56	127	0	2
0116 116	40	66	0	1
0117 117	31	58	0	0
0119 119	45	69	0	2
0120 120	230	495	0	7
0121 121	97	209	0	5
0123 123	144	265	0	3
0124 124	177	392	0	4
0125 125	148	220	0	4
0126 126	256	400	0	12
0127 127	119	226	0	2
0128 128	334	544	0	18
0129 129	217	292	0	13
0130 130	329	594	0	11
0131 131	114	145	0	7
0132 132	178	325	0	8
0133 133	134	234	0	8
0136 136	310	282	0	8
0137 137	389	337	0	13
0138 138	329	419	0	9
0139 139	377	422	0	5
0141 141	279	532	0	7
0142 142	169	310	0	10
0143 143	288	413	0	9

I certify that the votes recorded on this abstract correctly summarize the tally of votes cast in the General Election held on 4th day of November 2014.

Kim Lindell, Umatilla County Elections Manager

NUMBERED KEY CANVASS
RUN DATE:11/19/14 05:07 PM

Umatilla County, Oregon
General Election
November 4, 2014

Final Certified Results
REPORT-EL52 PAGE 0046

State Measure 92
Vote for 1
01 = Yes
02 = No

VOTES PERCENT

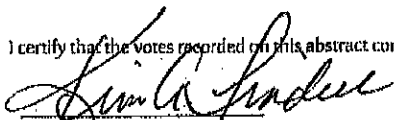
VOTES PERCENT

6,096 31.83 03 = OVER VOTES
13,055 68.17 04 = UNDER VOTES

3
422

	01	02	03	04
0101 101	87	219	0	16
0102 102	245	451	0	20
0103 103	191	595	1	16
0104 104	223	683	0	19
0105 105	219	446	0	12
0106 106	191	498	0	14
0107 107	101	207	0	10
0108 108	43	134	0	3
0109 109	33	126	0	4
0110 110	145	534	0	11
0111 111	342	575	0	21
0112 112	20	68	0	2
0113 113	130	307	0	11
0114 114	56	210	0	3
0115 115	38	144	0	3
0116 116	40	61	0	6
0117 117	23	66	0	0
0119 119	27	86	0	3
0120 120	203	514	1	14
0121 121	101	209	0	1
0123 123	131	279	0	2
0124 124	134	429	0	10
0125 125	119	251	0	2
0126 126	230	417	0	21
0127 127	107	236	0	4
0128 128	281	586	0	29
0129 129	195	311	0	16
0130 130	304	610	0	20
0131 131	102	154	0	10
0132 132	167	334	0	10
0133 133	132	231	0	13
0136 136	211	377	0	12
0137 137	313	402	0	24
0138 138	274	472	1	10
0139 139	306	485	0	13
0141 141	242	553	0	13
0142 142	142	336	0	11
0143 143	248	449	0	13

I certify that the votes recorded on this abstract correctly summarize the tally of votes cast in the General Election held on 4th day of November 2014.


Kim Lindell, Umatilla County Elections Manager